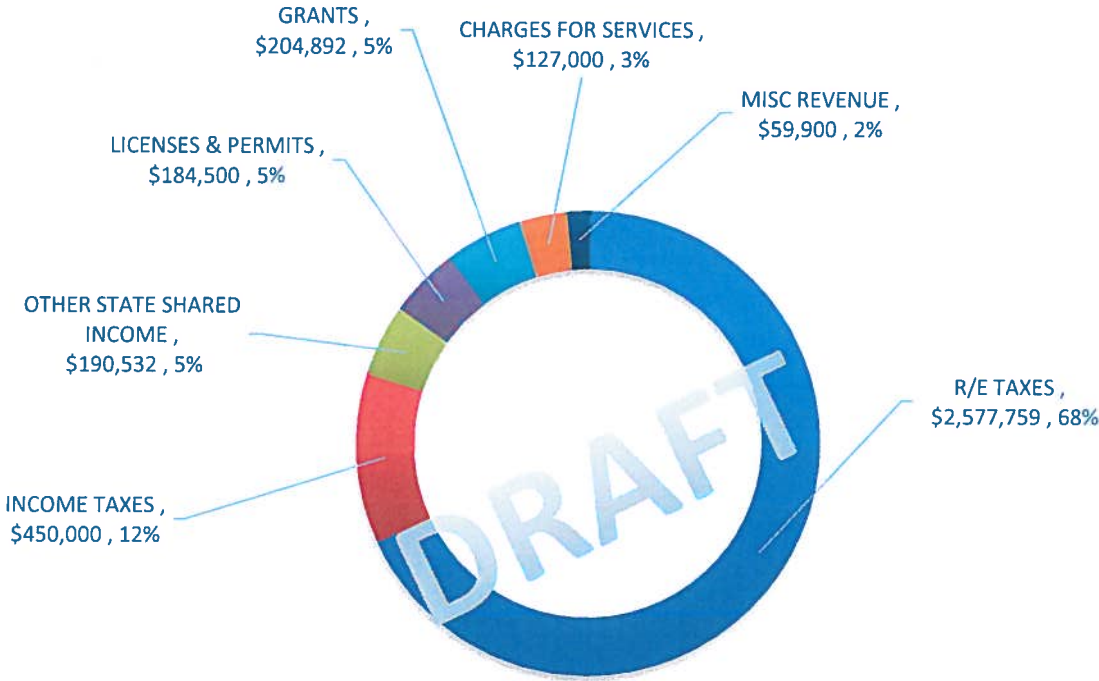
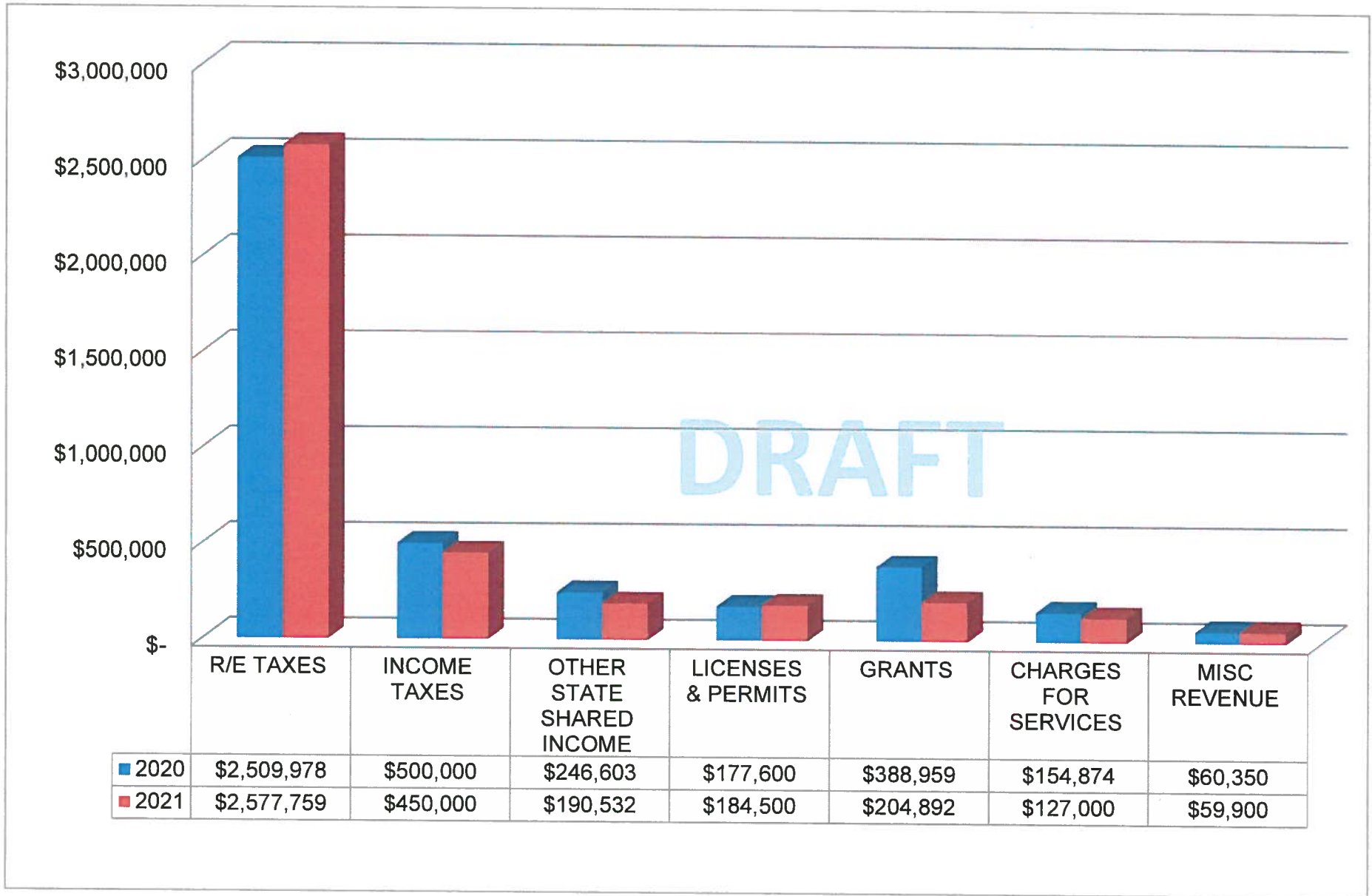


**TOWN OF CHESTERTOWN
TOTAL REVENUES
FY 2021**

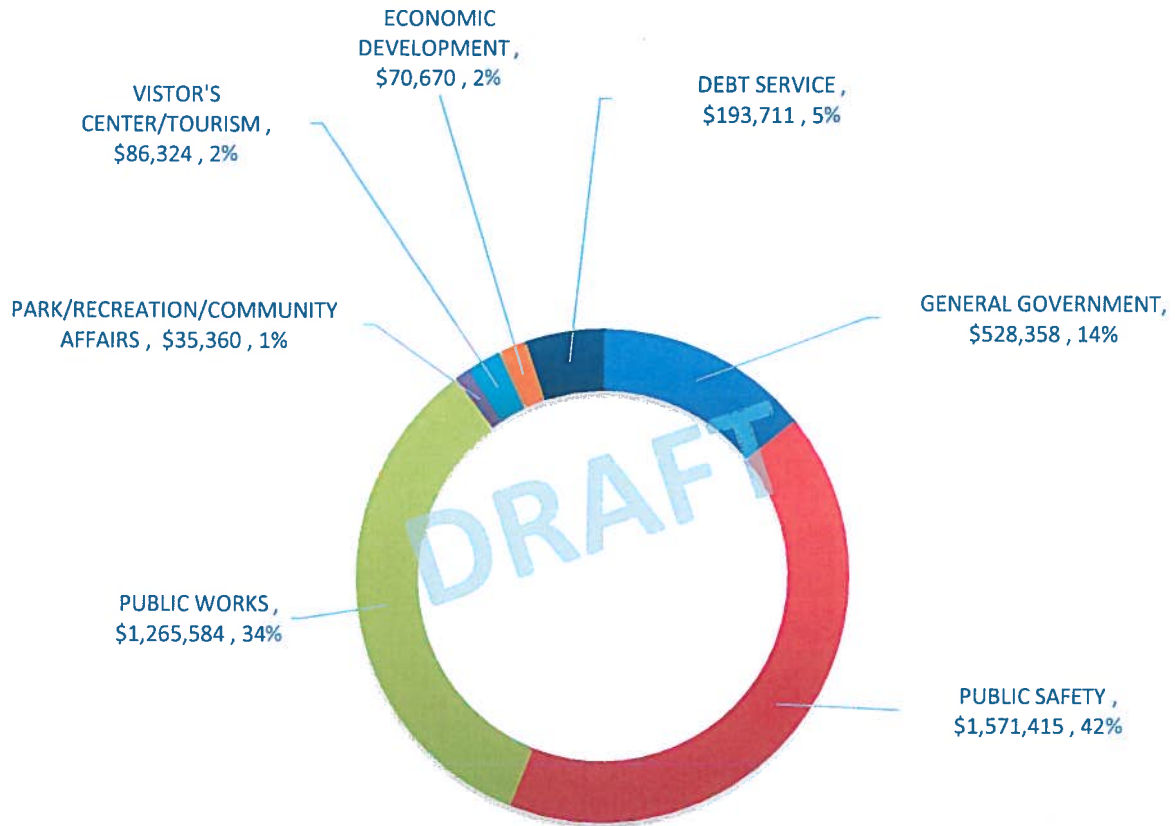


- R/E TAXES
- INCOME TAXES
- OTHER STATE SHARED INCOME
- LICENSES & PERMITS
- GRANTS
- CHARGES FOR SERVICES
- MISC REVENUE

**TOWN OF CHESTERTOWN
REVENUE COMPARISONS
FY16 - FY17**

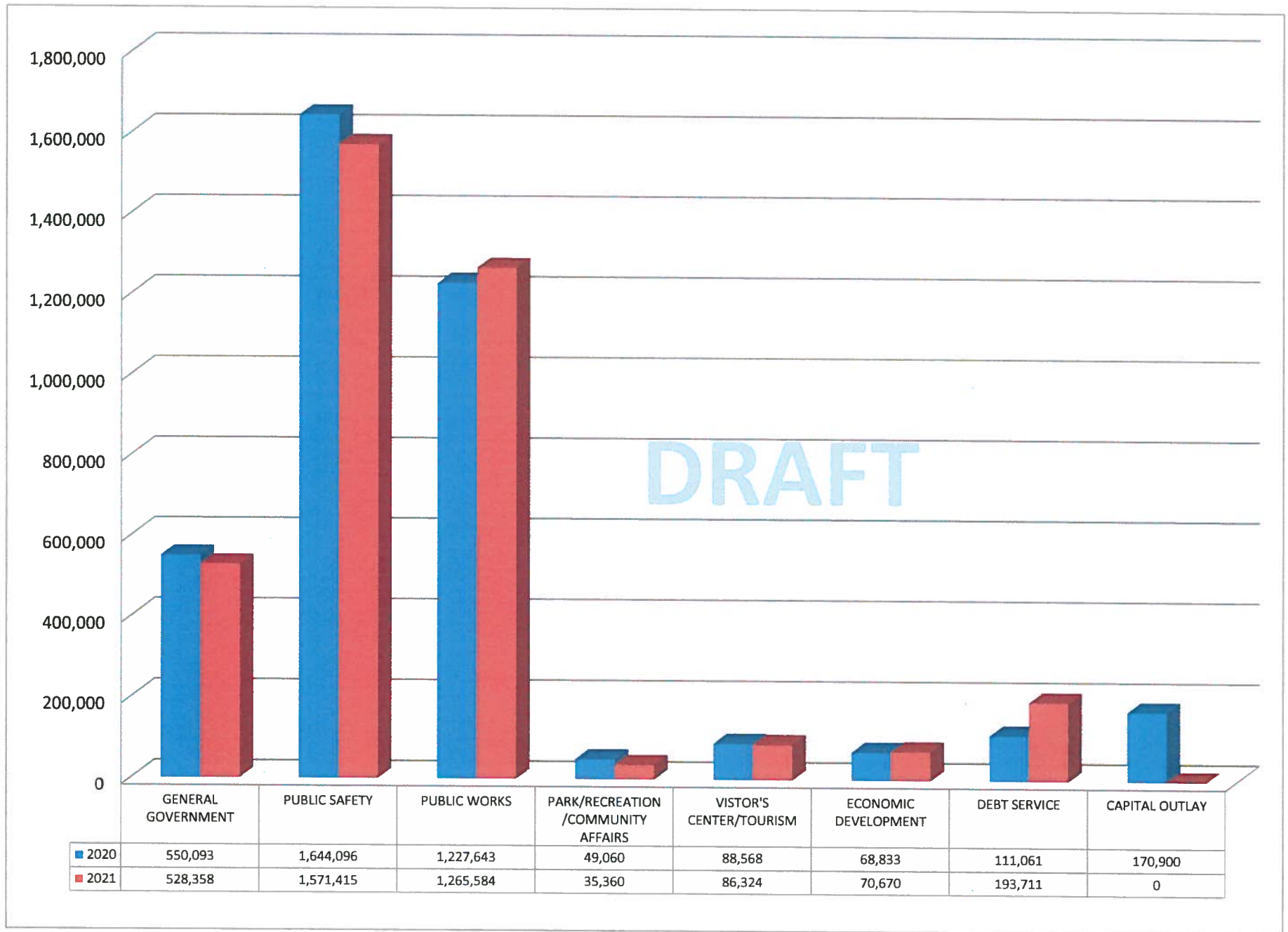


TOWN OF CHESTERTOWN TOTAL EXPENDITURES FY2021



- GENERAL GOVERNMENT
- PUBLIC SAFETY
- PUBLIC WORKS
- PARK/RECREATION/COMMUNITY AFFAIRS
- VISTOR'S CENTER/TOURISM
- ECONOMIC DEVELOPMENT
- DEBT SERVICE
- CAPITAL OUTLAY

**TOWN OF CHESTERTOWN
EXPENDITURE COMPARISON
FY20-FY21**



TOWN OF CHESTERTOWN
FY2021 *PRELIMINARY DRAFT*** BUDGET**

ORDINANCE 05-2020

GENERAL FUND

REVENUES

	<u>SCH</u>	
REAL PROPERTY (TAX RATE \$.4332 PER \$100 OF ASSESSED VALUE)		2,567,259
REAL PROPERTY - PENALTIES		10,500
INCOME TAXES		450,000
STATE SHARED INCOME	A	190,532
LICENSES AND PERMITS	B	184,500
GRANTS FROM FEDERAL	C	-
GRANTS FROM STATE	D	79,892
GRANTS FROM COUNTY	E	125,000
GRANTS FROM PRIVATE FOUNDATION	E-1	37,500
CHARGES FOR SERVICES	F	127,000
MISCELLANEOUS REVENUE	G	<u>22,400</u>
TOTAL REVENUES		3,794,583

EXPENSES

GENERAL GOVERNMENT	H	528,358
PUBLIC SAFETY	I	1,571,415
PUBLIC WORKS	J	1,265,584
PARKS/RECREATION/COMMUNITY AFFAIRS	K	35,360
VISITOR CENTER/TOURISM	L	86,324
ECONOMIC DEVELOPMENT	M	70,670
DEBT SERVICE	N	100,211
CAPITAL OUTLAY	O	<u>-</u>
TOTAL EXPENSES		3,657,921
EXCESS OF REVENUE OVER EXPENDITURES		136,661
OTHER FINANCING SOURCE (USES)	P	<u>(93,500)</u>
EXCESS OF REVENUES AND OTHER FINANCING SOURCES OVER EXPENDITURES		<u>43,161</u>

TOWN OF CHESTERTOWN
FY2021 *PRELIMINARY DRAFT*** BUDGET**

ORDINANCE 05-2020

CHESTERTOWN UTILITIES BUDGET

REVENUES 800-899

OPERATING REVENUES	1,791,000
NON OPERATING REVENUES	<u>250,000</u>

TOTAL REVENUES	2,041,000
-----------------------	------------------

EXPENSES

OPERATING EXPENSES	1,549,269
NON OPERATING EXPENSES	<u>291,493</u>

TOTAL EXPENSES	1,840,761
-----------------------	------------------

NET INCOME BEFORE DEPRECIATION	200,239
---------------------------------------	----------------

DEPRECIATION	<u>665,000</u>
--------------	----------------

NET INCOME AFTER DEPRECIATION	<u>(464,761)</u>
--------------------------------------	-------------------------

DRAFT

TOWN OF CHESTERTOWN
FY2021 ****PRELIMINARY DRAFT**** BUDGET

ORDINANCE 05-2020

CHESTERTOWN MARINA

REVENUES

OPERATING REVENUES	198,498
NON OPERATING REVENUES	<u>93,550</u>

TOTAL REVENUES 292,048

EXPENSES

OPERATING EXPENSES	177,897
NON OPERATING EXPENSES	<u>144,857</u>

TOTAL EXPENSES 322,754

NET INCOME BEFORE DEPRECIATION (30,706)

DEPRECIATION -

NET INCOME AFTER DEPRECIATION (30,706)

DRAFT